

Yangebup Primary School Annual Report 2023

Summary of 2023

2023 was a landmark year for Yangebup Primary School as the school won Independent Public School status. We also saw a steady upward trend in our NAPLAN results as compared to like-schools. The three year Strategic Plan came to an end and all goals were achieved or partially achieved. The review of the Strategic Plan is posted on the school's website.

Achievements and Highlights

Relationships and Communications

- School and Council worked together to achieve IPS
- Student Representatives formed to give student voice
- Indigenous Parent afternoon tea (Yarning Group) each term
- School Culture Survey conducted
- National Survey conducted
- Parent resources on Connect

Environment:

- Significant progress with implementing restorative practices
- Further development of Positive Behaviour practices
- Changes to eating and play times resulting in a more settled return to class following the lunch break
- Development of consistent policy and practices for students with additional educational needs
- Development of a bank of sensory equipment for special needs students
- Stage 1 of K/PP playground completed
- New school signage

Leadership:

- Initiation of Instructional Coach program

Curriculum Improvements:

- Spelling Mastery implemented in Year 3-6
- Research into Reading for Year 3-6
- Research into intervention program for phonics and reading for Year 1 and 2
- Scope and Sequence developed for Writing across the school
- Further consolidation of the explicit teaching instructional model
- Maths Program written and shared

Events. Consolidation of events, some of which were reintroduced in 2021 at request of parents

- ANZAC Service, NAIDOC Celebration, Book Week dress up and parade, Book Fair, Mass Choir Event, Science Week, Open Night, Book Award Ceremony and Year 6 Graduation
- In 2023 we added a family picnic with food vans following the Open Night.
- Yangebup Primary School Students participated in a number of Interschool Carnivals – Summer, Winter, Cross Country, Athletics and Touch Rugby.



Yangebup Primary School Annual Report 2023

From the School Council Chair, Ashley Heath:

Thank you to Emma, Jenna, Elsbeth, Fiona, Linda, Richard & Andrea for their commitment to the YPS School Council.

2023 was a milestone year for our school in that we completed the requirements to become an Independent Public School for 2024 and beyond. The council played a big part in this new strategic direction, while our overall strategic goals across relationships, learning, leadership, teaching quality & student achievement have continued to be met.

It was also great to see the school hold another successful open night in 2023 following our 40th anniversary celebrations the year prior.

We look forward to working with the school during 2024.

P&C:

The P&C, as they do every year, contributed hugely to YPS with fundraising events: Easter Raffle, Disco, Mother's and Father's Day stalls, sausage sizzles etc. These have allowed the P&C to purchase an interactive whiteboard, book awards, Stage 1 of the new K/PP playground and the 40th Anniversary paver installation.

The P&C have also once again run the uniform shop, supplying families with convenient purchases of our wonderful uniforms.

The Year 6 Graduation Committee had a successful year raising funds for the Year 6 graduation and contributing a large bespoke Twister game as a Year 6 leaving gift.

Independent Public School:

The school, together with the School Council, applied for and won Independent Public School status. To do this we conducted a School Culture Survey with parents and staff and combined the results of this with the National Survey. Staff, students and parents believe the school is well led and the teachers are caring and expect students to do their best. A summary of the results is below:

- Staff, students and parents believe the school looks for ways to improve and the staff and leadership team believe that we have an effective improvement cycle.
- Staff believe we have a safe and orderly environment, a strong culture of belonging but parents did not rate this so highly. In the National Survey, students rated behaviour management low. *(We are currently working with all stakeholders to develop a new, more restorative behaviour plan)*
- Students and parents rated low that the school did not take their opinions seriously. *(IPS project is to develop an engagement plan that incorporates different groups within the school)*
- Some processes such as Pastoral Care, resource allocation, School Council and school programs are not well understood by parents and some staff. *(Providing forums and voice to parents will allow better engagement and understanding)*

These results and our plans were presented at the IPS panel by the Principal and the School Council Chair. The awarding of IPS to our school shows that the Education Department recognises that we are an effective school and that we are very capable of making appropriate improvements to our school.



Yangebup Primary School Annual Report 2023

Student Achievement:

NAPLAN underwent some changes in 2023 which meant that this years results cannot directly be compared to previous years. However we can still compare how the school has done in comparison with like-schools

NAPLAN Comparative Performance Summary

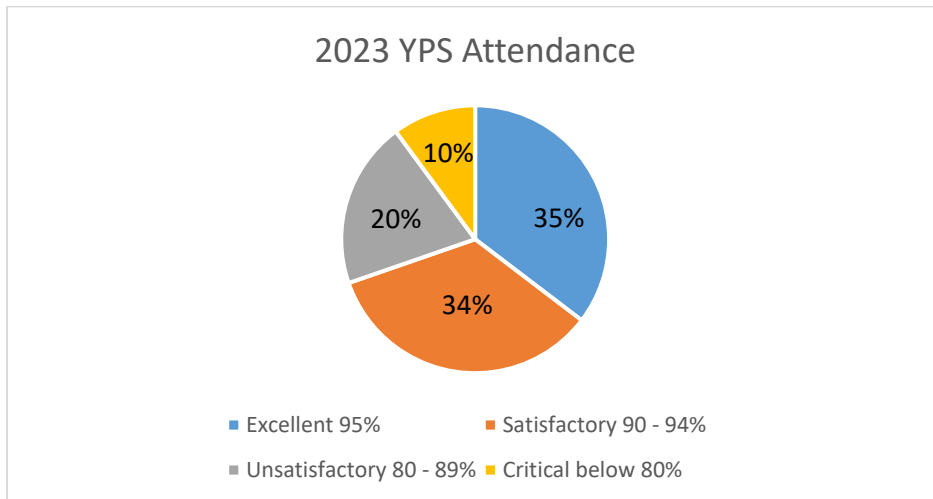
	Year 3	Year 5
	2023	2023
Numeracy	-0.0	1.3
Reading	0.2	1.3
Writing	-0.0	1.3
Spelling	-0.1	1.2
Grammar & Punctuation	0.1	1.8

- Above Expected - more than one standard deviation above the predicted school
- Expected - within one standard deviation of the predicted school mean
- Below Expected - more than one standard deviation below the predicted school mean
- If blank, then no data available or number of students is less than 6


Year 3 and 5	Above Like Schools		Above National Mean	
	Number of areas	Percentage	Number of areas	Percentage
2021	6/10	60%	1/10	10%
2022	7/10	70%	2/10	20%
2023	9/10	90%	5/10	50%

Year 3 data shows students achieved “as expected” in all areas and Year 5 student were “above expected” in all areas. The second table shows a steady increase over the last three years in achieving above Like Schools and achieving above the National Mean. This indicates that our explicit teaching lessons and aligning our programs is working. There is still however a significant tail of students, especially in Year 3, that needs to be addressed and we want to ensure that all students make at least one year’s progress every year. To do this we will utilise other testing materials besides NAPLAN on a regular basis to ensure students are progressing. We also intend to identify students in PP and Year 1 who are not achieving their milestones and target them for intervention.

Attendance:



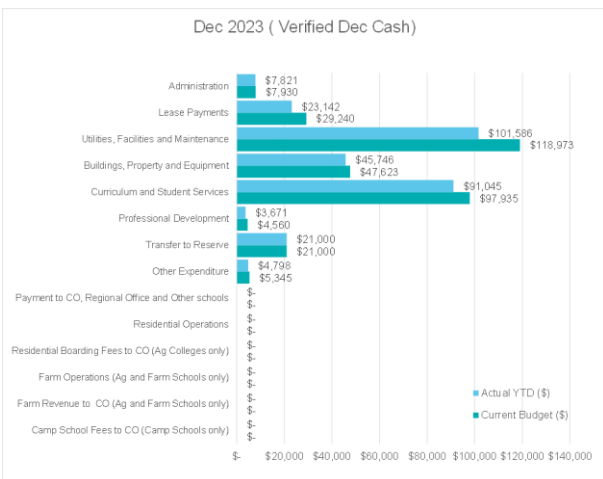

Attendance has not recovered since COVID. Attendance below 80% is too high and this is about 30% of the school. This effectively means those students are only attending school on average 4 days per week, and 10% of students are attending less than 50% of the time. Although most WA schools seem to be having similar problems with attendance, YPS is endeavouring to put a robust attendance plan in place in 2024. This will target educating the whole community as well as following up individuals to support families to lift their child’s attendance rates.



Yangebup Primary School Annual Report 2023

Financial Summary as at 31 December 2023

INCOME - Dec 2023 (Verified Dec Cash)		
	Current Budget (\$)	Actual YTD (\$)
Carry Forward (Cash)	64,288	64,288
Carry Forward (Salary)	121,420	121,420
STUDENT-CENTRED FUNDING		
Per Student	2,482,290	2,482,290
School and Student Characteristics	688,283	688,283
Disability Adjustments	924	924
Targeted Initiatives	170,877	170,877
Operational Response Allocation	0	0
Total Funds:	3,342,374	3,342,374
TRANSFERS AND ADJUSTMENTS		
Regional Allocation	0	0
Transition Adjustment	0	0
School Transfers – Salary	(129,269)	(129,269)
School Transfers - Cash	166,720	166,720
Department Adjustments	0	0
Total Funds:	37,451	37,451
LOCALLY RAISED FUNDS (REVENUE)		
Voluntary Contributions	10,443	9,822
Charges and Fees	22,049	22,362
Fees from Facilities Hire	7,731	7,992
Fundraising/Donations/Sponsorships	23,456	23,485
Commonwealth Govt Revenues	0	0
Other State Govt/Local Govt Revenues	0	0
Revenue from CO, Regional Office and Other scho	0	0
Other Revenues	11,619	10,687
Transfer from Reserve or DGR	1,115	1,115
Residential Accommodation	0	0
Farm Revenue (Ag and Farm Schools only)	0	0
Camp School Fees (Camp Schools only)	0	0
Total Funds:	76,413	75,463
TOTAL	3,641,946	3,640,996



EXPENDITURE - Dec 2023 (Verified Dec Cash)		
	Current Budget (\$)	Actual YTD (\$)
SALARIES		
Appointed Staff	2,818,645	2,818,645
New Appointments	0	0
Casual Payments	298,721	298,721
Other Salary Expenditure	93	93
Total Funds:	3,117,459	3,117,459

GOODS AND SERVICES (CASH EXPENDITURE)		
	Current Budget (\$)	Actual YTD (\$)
Administration	7,930	7,821
Lease Payments	29,240	23,142
Utilities, Facilities and Maintenance	118,973	101,586
Buildings, Property and Equipment	47,623	45,746
Curriculum and Student Services	97,935	91,045
Professional Development	4,560	3,671
Transfer to Reserve	21,000	21,000
Other Expenditure	5,345	4,798
Payment to CO, Regional Office and Other schools	0	0
Residential Operations	0	0
Residential Boarding Fees to CO (Ag Colleges only)	0	0
Farm Operations (Ag and Farm Schools only)	0	0
Farm Revenue to CO (Ag and Farm Schools only)	0	0
Camp School Fees to CO (Camp Schools only)	0	0
Total Funds:	332,606	298,809
TOTAL	3,450,065	3,416,268

ONE LINE BUDGET - Dec 2023 (Verified Dec Cash)		
	Current Budget (\$)	Actual YTD (\$)
Carry Forward (Cash):	64,288	64,288
Carry Forward (Salary):	121,420	121,420
INCOME		
Student-Centred Funding (including Transfers & Adjustments):	3,379,825	3,379,825
Locally Raised Funds:	76,413	75,463
Total Funds:	3,641,946	3,640,995
EXPENDITURE		
Salaries:	3,117,459	3,117,459
Goods and Services (Cash):	332,606	298,809
Total Expenditure:	3,450,065	3,416,267
VARIANCE:	191,881	224,728

