

Yangebup Primary School Annual Report 2025

Summary of 2025

2025 was indeed a very busy year seeing YPS introduce several big new initiatives: The Reconciliation Action Plan, Your Move, Growth Mindset and Compass. This was the second year of our current Business Plan and we have made excellent progress with achieving our stated goals.

Achievements and Highlights

Relationships and Communications

- Began Reconciliation Action Plan – formed committee and wrote vision
- Employed a new AIEO who has revitalised our culturally responsive methodologies
- Board initiated a Sun Smart Policy

Environment:

- Initiated the daily points reward system for student for attendance and good behaviour
- Consolidated the faction points and rewards
- Refined processes for special needs students with high needs
- Introduction of Compass
- Trialled reporting to parents on Compass
- Began the Your Move initiative including student representatives to assist with ride to school day and Wheelie Fun Fridays
- Signage Opening for Indigenous plaques
- Beginning of Interschool T-shirt grant project in combination with the P&C
- Included Year 5s in ocean swimming lessons

Leadership:

- Exploration of what it means to have a Growth Mindset with staff
- Continuation of Instructional Coach program
- Refined induction processes for new staff
- Trialled a new performance development process for teachers
- Showcasing our Quality Teaching Strategy with other participating schools at the Perth Convention Centre

Curriculum Improvements:

- Fluency intervention program implemented in Years 3-6 for selected students
- Reading Program for Year 3-6 – planning begun
- Numero taught to staff and introduced to students in Years 3-6 and selected students participated in the interschool competition
- Indigenous Cultural education for staff

Events:

- ANZAC Service, Silver Thread Band Incursion, NAIDOC whole day Celebration, Book Week dress up and parade, Book Fair, Mass Choir (with brand new Choir shirts), Science Week, National Walk/Ride to School Day, Open Night and family picnic, Book Award Ceremony and Year 6 Graduation
- Continued to offer Student Progress Meetings in Term 1
- Yangebup Primary School Students participated in a number of Interschool Carnivals – Summer, Winter, Cross Country, Athletics and Touch Rugby.



Yangebup Primary School Annual Report 2025

Destination Schools for 2025 Year 6s:

Secondary School	Numbers
Lakelands Senior High School	17
Leeming Senior High School	3
Fremantle College	2
Kennedy Baptist College	2
Divine Mercy College	2
Atwell Senior High School	2
John Curtin Senior High School	1
Darling Range Sports College	1
Seton Catholic College	1
Emmanuel Catholic College	1

From the School Council Chair, Ashley Heath:

In 2025, the School Board continued to support the school's vision and strategic direction, working closely with the Principal and leadership team to ensure strong governance and positive outcomes for our school community. We remain committed to fostering a positive, inclusive learning environment that empowers students, staff, and families.

A key focus this year has been student engagement, attendance, and behaviour. The introduction of the Student Attendance and Behaviour Badge initiative has been a significant success. It was great to hear that 95% of students achieved their Bronze Badge level, demonstrating strong participation and commitment. Further, feedback through the Student Parliament survey showed that 93% of students like the badge initiative and are actively using it as a goal, reinforcing positive behaviours and shared expectations across the school.

During the year the Board undertook its regular responsibilities, including reviewing and endorsing the school's funding agreement, as well as contributions, charges, and fees.

Looking ahead, the Board will continue to focus on school policies and governance to support sustained success and continuous improvement.

I would like to thank Emma, Beth, Kris, Josh, Jenna, Richard, and Andrea for their ongoing commitment and support throughout the year.

From the P&C President, Trista Heath:

In 2025, the Yangebup P&C had a highly successful and productive year, delivering a range of events that brought our school community together. We ran two successful election sausage sizzles, hosted stalls for Mother's Day and Father's Day, and supported several in-school fundraisers. These included a very popular school disco, an Easter raffle, and providing canteen services during the school sports carnival.

We also extended our efforts into the wider community by organising additional fundraising activities such as sausage sizzles and a Bingo Night, while building strong connections with local businesses who generously supported us through donations.



Yangebup Primary School Annual Report 2025

None of this would have been possible without the dedication of our volunteers, who contributed countless hours to ensure each event ran smoothly and successfully. Through these combined efforts, we raised over \$10,000 while strengthening engagement across our school community.

Comparative NAPLAN Results for Year 3:

Year 3	Performance		
	2023	2024	2025
Numeracy	-0.0	0.9	0.6
Reading	0.2	0.5	0.9
Writing	-0.0	-0.0	0.2
Spelling	-0.1	0.6	0.6
Grammar & Punctuation	0.1	0.6	1.2

Year 3 data shows students achieved “as expected” in all areas. Grammar and Punctuation have achieved a “above expected” score and the Writing score has risen slightly. This reflects the strong programs and approaches in our junior grades. Our focus has been on further trying to improve by implementing intervention programs as we still have a significant number of students who are not achieving at the expected level.


Comparative NAPLAN Results for Year 5:

Year 5	Performance		
	2023	2024	2025
Numeracy	1.3	0.3	-0.2
Reading	1.3	-1.2	-0.1
Writing	1.3	-0.3	0.5
Spelling	1.2	-0.2	0.7
Grammar & Punctuation	1.8	0.6	0.0

Year 5 data shows students achieved “as expected” in all areas. Numeracy and Grammar and Punctuation has dropped slightly but still as expected. It is pleasing to see a significant lift in Reading as we have just begun our new Year 3-6 program, and we have done significant Reading Fluency intervention. We will continue to consolidate our programs and interventions and roll out more of our Year 3-6 Reading program in 2026.

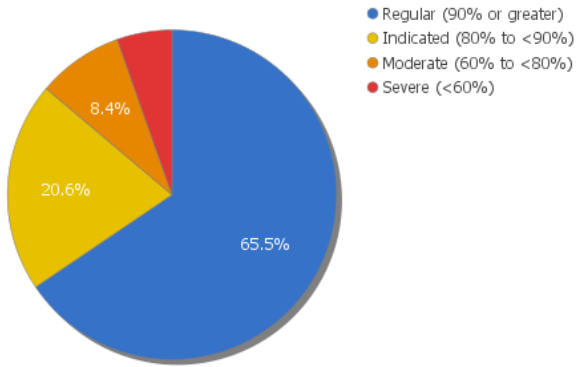
1	Above Expected - more than one standard deviation above the predicted school
2	Expected - within one standard deviation of the predicted school mean
3	Below Expected - more than one standard deviation below the predicted school mean
	If blank, then no data available or number of students is less than 6

Attendance:

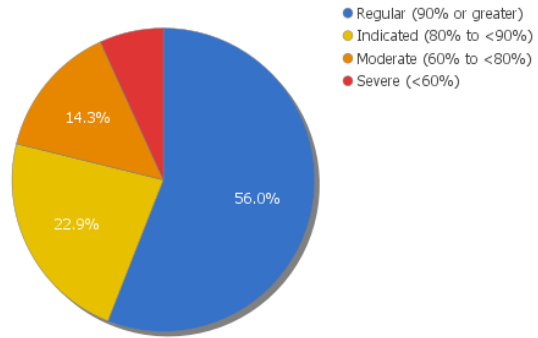


Yangebup Primary School Annual Report 2025


Attendance Profile 2025 Semester 1 Compulsory



Attendance Profile 2025 Semester 2 Compulsory



Attendance took a significant drop in Semester 2 2025 despite our focus on attendance badges and wrist bands for students. We know that there was a lot of illness, particularly in Term 3. We have a number of students who have severe attendance issues and staff are working with these families to help support students to attend more regularly.



Yangebup Primary School Annual Report 2025

INCOME - Dec 2025 (Verified Dec Cash)

	Current Budget (\$)	Actual YTD (\$)
Carry Forward (Cash)	58,788	58,788
Carry Forward (Salary)	120,271	120,271

STUDENT-CENTRED FUNDING

	Current Budget (\$)	Actual YTD (\$)
Per Student	2,809,847	2,809,847
School and Student Characteristics	883,692	883,692
Disability Adjustments	20,863	20,863
Targeted Initiatives	233,303	233,303
Operational Response Allocation	1,940	1,940
Total Funds:	3,949,645	3,949,645


TRANSFERS AND ADJUSTMENTS

	Current Budget (\$)	Actual YTD (\$)
Regional Allocation	0	0
School Transfers – Salary	(146,777)	(146,777)
School Transfers - Cash	150,000	150,000
Department Adjustments	0	0
Total Funds:	3,223	3,223

LOCALLY RAISED FUNDS (REVENUE)

	Current Budget (\$)	Actual YTD (\$)
Voluntary Contributions	10,500	12,291
Charges and Fees	0	35,133
Fees from Facilities Hire	20,000	10,582
Fundraising/Donations/Sponsorships	25,215	24,175
Commonwealth Govt Revenues	0	0
Other State Govt/Local Govt Revenues	0	0
Revenue from CO, Regional Office and Other scho	0	179
Other Revenues	56,902	26,912
Transfer from Reserve or DGR	34,994	34,935
Residential Accommodation	0	0
Farm Revenue (Ag and Farm Schools only)	0	0
Camp School Fees (Camp Schools only)	0	0
Total Funds:	147,611	144,207

TOTAL	4,279,538	4,276,134
-------	-----------	-----------



ONE LINE BUDGET - Dec 2025 (Verified Dec Cash)

	Current Budget (\$)	Actual YTD (\$)
Carry Forward (Cash):	58,788	58,788
Carry Forward (Salary):	120,271	120,271

INCOME

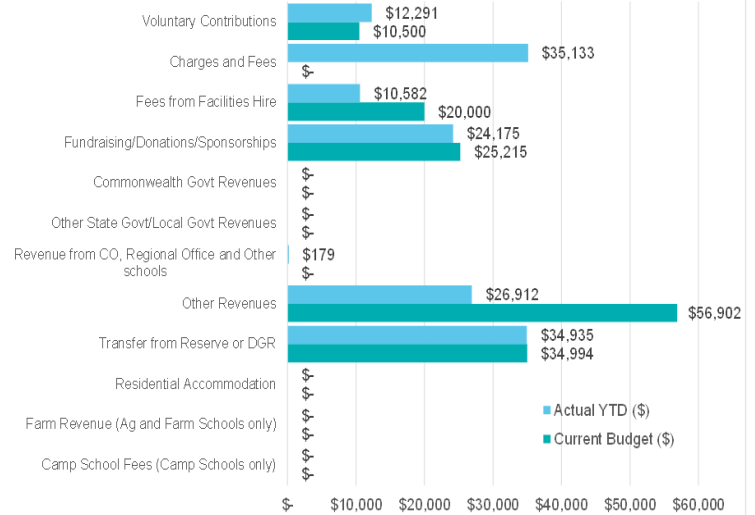
Student-Centred Funding (including Transfers & Adjustments):	3,952,869	3,952,869
Locally Raised Funds:	147,610	144,207
Total Funds:	4,279,539	4,276,135

EXPENDITURE

Salaries:	3,648,226	3,648,226
Goods and Services (Cash):	405,947	406,129
Total Expenditure:	4,054,174	4,054,355

VARIANCE:	225,365	221,780
-----------	---------	---------

Dec 2025 (Verified Dec Cash)



	Current Budget (\$)	Actual YTD (\$)
--	---------------------	-----------------

SALARIES

Appointed Staff	3,284,071	3,284,071
New Appointments	0	0
Casual Payments	358,573	358,573
Other Salary Expenditure	5,582	5,582
Total Funds:	3,648,226	3,648,226

GOODS AND SERVICES (CASH EXPENDITURE)

Administration	14,230	21,347
Lease Payments	33,829	29,432
Utilities, Facilities and Maintenance	121,134	113,127
Buildings, Property and Equipment	103,318	108,276
Curriculum and Student Services	121,437	120,624
Professional Development	3,000	2,978
Transfer to Reserve	8,000	8,000
Other Expenditure	1,000	2,345
Payment to CO, Regional Office and Other schools	0	0
Residential Operations	0	0
Residential Boarding Fees to CO (Ag Colleges only)	0	0
Farm Operations (Ag and Farm Schools only)	0	0
Farm Revenue to CO (Ag and Farm Schools only)	0	0
Camp School Fees to CO (Camp Schools only)	0	0
Total Funds:	405,948	406,129

TOTAL	4,054,174	4,054,355
-------	-----------	-----------

Dec 2025 (Verified Dec Cash)

