



Yangebup Primary School Annual Report 2022

Summary of 2022

The opening of WA borders had a profound effect on schools in 2022. A significant amount of resources went into managing the pandemic, both at a school and department level, especially in Term 1. Absenteeism was high through illness and forced isolations, events were cancelled or postponed and some school improvement plans were delayed. As the year went on, Yangebup Primary School continued to experience significant absenteeism of students, including families finally being able to travel interstate and overseas. Events, however were able to be re-established as restrictions disappeared and the school was lucky enough to be able to celebrate our 40th Anniversary with a community event.

Achievements and Highlights

Parent and community involvement continued to be consolidated once restrictions were eased

- Grounds Committee formed plans which began to be implemented
- Committee chosen Faction names implemented
- Continuation of Parent Representatives for each class
- Involvement of community in 40th Anniversary Celebration

Working towards the Strategic Plan's Goals and Targets. Despite the interruptions early in the year, the school was able to make good progress towards the goals and targets in the Strategic Plan. Annual Operational Plans outlined what would be achieved for 2022, aligning this with budgets and staff. A Goals and Targets checklist tool is completed each term by relevant staff and this was monitored each term by the School Council. The school is on track to achieve most of the goals and targets outlined in the plan by the end of 2023.

Improved Communications. Yangebup Primary School, in response to feedback from parents and staff, have worked on creating improved communications. In 2022, the school added:


- A welcome letter from classroom teachers at the start of the school year through Connect
- A termly newsletter from classroom teachers outlining the curriculum to be taught that term, as well as events and reminders

Leadership Opportunities for Staff. In order to increase the capacity of staff and create opportunities for growth and learning, the school has done the following:

- Two staff members who participated in Future Leaders Framework received training, became Instructional Coaches and embarked on their Daily Review Action Research project.
- A Leadership Committee was formed comprising of the all of the leaders of different committees in the school. The purpose of this committee is to collectively drive school improvement.

Curriculum Improvements:

- Daily Reviews implemented
- Action Research on effectiveness of Daily Reviews implemented
- Instructional Coaching for Daily Reviews implemented
- Whole school Vocabulary program embedded
- Mental maths scope and sequence embedded
- PP and Year 1 Initial Lit consolidated
- Year 2 teachers trained in Initial Lit for beginning Implementation
- Research into Spelling Programs for Year 3 -6 to be implemented in 2023
- Indigenous Program Implemented



Yangebup Primary School Annual Report 2022

Behaviour. Further development of Positive Behaviour in Schools (PBS). This included:

- Implementation of behaviour matrix (curriculum)
- Implementation of explicit lessons for selected behaviours for all year levels
- Implementation of Mini Assemblies where staff showed students expected behaviours through humorous skits
- Implementation of rewards for upholding the school's four values
- Designing and refining values graphics to be displayed in 2023

Events. Consolidation of events, some of which were reintroduced in 2021 at request of parents

- ANZAC Service, NAIDOC Celebration, Book Week dress up and parade, Book Fair, Mass Choir Event, Science Week, Open Night, Book Award Ceremony and Year 6 Graduation
- Yangebup Primary School 40th Anniversary Celebration
- Class excursions

Sporting Events. Yangebup Primary School Students participated in a number of Interschool Carnivals – Summer, Winter, Cross Country, Athletics and Touch Rugby.

Grounds. Improvements made including Grounds Committee plans:

- 3 new flag poles and flags erected
- Planning began on new K/PP area playground
- New basketball boards
- Painting of doors began
- Refurbishment of front office started

From the School Council Chair, Ashley Heath:

Thank you to Kimberley, Jenna, Elsbeth, Stephen, Richard & Andrea for their commitment to the YPS school council during 2022. As a council we continued to monitor and provide advice to our school's 3 year Strategic Plan, where we have seen positive movement to achieving our goals across relationships, learning, leadership, teaching quality & student achievement. It was great to see the school celebrate their 40th anniversary with a large event well received by the past and present school community.

From the P&C President, Karen Haines:

The P&C held a number of highly successful events in 2022 including: 2 x Bunnings sausage sizzles, Election Day BBQ and Cake Stall, Mother's Day and Father's Day stalls, Disco, Faction carnival BBQ and Cake stall and the ever-popular Colour Run.

Our fundraising efforts were used fulfil the following requests from the school, including: 31 'Initialit' story books for Pre-Primary and Year 1; 1 x Interactive whiteboard; 50% contribution to new Flagpoles; Teardrop banners with YPS logo – for use at events including interschool sports; Books for end of year Book Awards and Year 6 graduation celebrations.

The brick paver fundraiser, which coincided with the school's 40th Anniversary, recently concluded and we are looking forward to seeing the commemorative plaque and engraved name pavers installed adjacent to the library, in the coming months.

Lastly, a P&C highlight not related to fundraising was the arrival of our faction shirts and more recently the reversible faction hats. These complement the faction renaming project which happened in late 2021. We are so proud of how great the shirts and hats look!

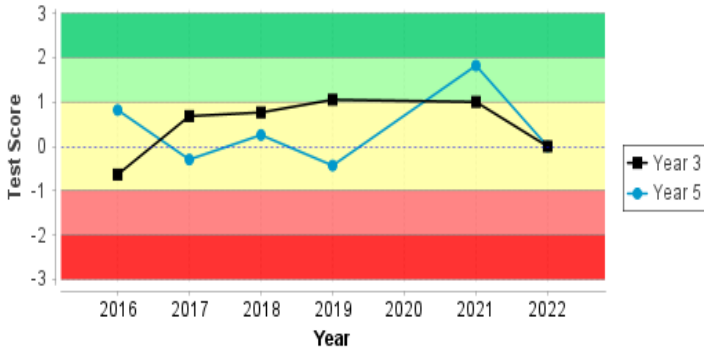


Yangebup Primary School Annual Report 2022

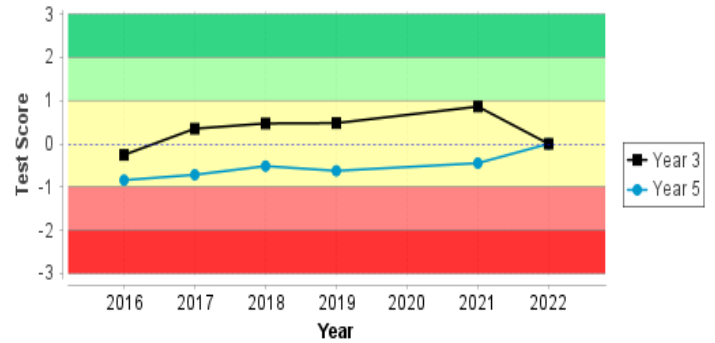
Student Achievement:

Students in Year 5, 2022 did not participate in NAPLAN when in Year 3 (2020). This means there is no longitudinal data to examine

Grammar & Punctuation Performance



Spelling Performance



Band	NAPLAN Score Range	Grammar & Punctuation							
		Year 3				Year 5			
		2021		2022		2021		2022	
Sch	Like Sch	Sch	Like Sch	Sch	Like Sch	Sch	Like Sch		
10	686 & Above								
9	634 - 685								
8	582 - 633					24%	8%	18%	6%
7	530 - 581					12%	13%	21%	13%
6	478 - 529	31%	19%	15%	19%	32%	26%	21%	26%
5	426 - 477	8%	24%	27%	20%	16%	27%	27%	29%
4	374 - 425	31%	26%	27%	22%	4%	14%	6%	18%
3	322 - 373	15%	14%	9%	16%	12%	12%	6%	8%
2	270 - 321	12%	8%	9%	14%				
1	Up to 269	4%	9%	12%	8%				

Band	NAPLAN Score Range	Spelling							
		Year 3				Year 5			
		2021		2022		2021		2022	
Sch	Like Sch	Sch	Like Sch	Sch	Like Sch	Sch	Like Sch		
10	686 & Above								
9	634 - 685								
8	582 - 633					12%	9%	12%	10%
7	530 - 581					16%	21%	24%	18%
6	478 - 529	23%	18%	6%	17%	20%	22%	24%	29%
5	426 - 477	27%	20%	9%	20%	16%	22%	24%	25%
4	374 - 425	19%	25%	36%	22%	32%	15%	9%	11%
3	322 - 373	15%	17%	12%	19%	4%	11%	6%	8%
2	270 - 321	8%	11%	18%	11%				
1	Up to 269	6%	9%	18%	11%				

■ Above National Minimum Standard
■ At National Minimum Standard
■ Below National Minimum Standard

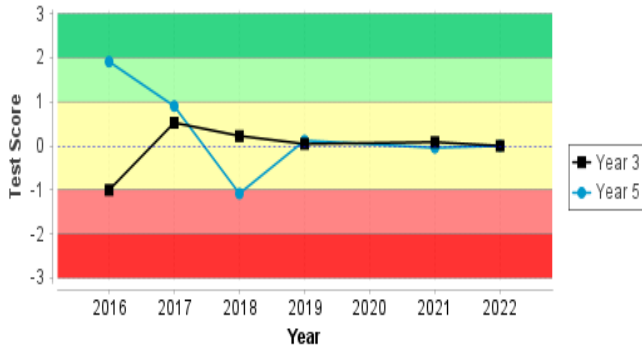
■ Above National Minimum Standard
■ At National Minimum Standard
■ Below National Minimum Standard

Although there has been an average drop in both areas, YPS has achieved higher than Like Schools in Year 5. Year 3 achieved disappointing scores. Staff have analysed this data and conclude that both of these areas will be further strengthened in coming years as more emphasis is placed on explicit teaching methodologies and a synthetic phonics approach in the early years as well as proposed changes to the Spelling program in Year 3 – 5.

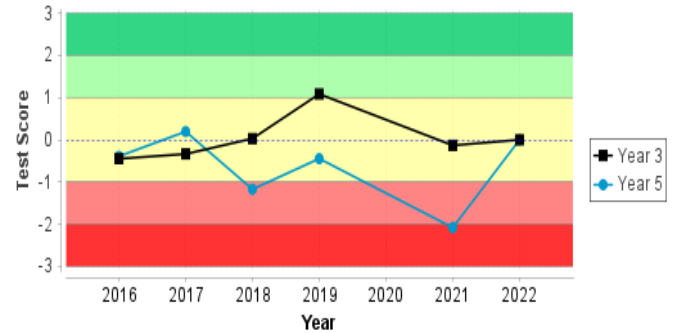


Yangebup Primary School Annual Report 2022

Reading Performance



Writing Performance




Band	NAPLAN Score Range	Reading							
		Year 3				Year 5			
		2021		2022		2021		2022	
Sch	Like Sch	Sch	Like Sch	Sch	Like Sch	Sch	Like Sch		
10	686 & Above								
9	634 - 685								
8	582 - 633					8%	7%	9%	9%
7	530 - 581					15%	18%	21%	18%
6	478 - 529	15%	19%	12%	19%	27%	28%	21%	29%
5	426 - 477	30%	19%	16%	20%	23%	25%	38%	23%
4	374 - 425	19%	26%	24%	22%	15%	13%	6%	12%
3	322 - 373	27%	18%	21%	18%	12%	10%	3%	3%
2	270 - 321	11%	15%	24%	19%				
1	Up to 269	4%	3%	3%	4%				

■ Above National Minimum Standard
■ At National Minimum Standard
■ Below National Minimum Standard

Band	NAPLAN Score Range	Writing							
		Year 3				Year 5			
		2021		2022		2021		2022	
Sch	Like Sch	Sch	Like Sch	Sch	Like Sch	Sch	Like Sch		
10	686 & Above								
9	634 - 685								
8	582 - 633					0%	3%	13%	3%
7	530 - 581					7%	9%	19%	11%
6	478 - 529	22%	11%	0%	9%	22%	28%	26%	24%
5	426 - 477	37%	38%	24%	30%	41%	32%	26%	35%
4	374 - 425	4%	30%	35%	31%	7%	18%	10%	14%
3	322 - 373	22%	13%	18%	15%	22%	10%	6%	13%
2	270 - 321	7%	6%	21%	11%				
1	Up to 269	7%	3%	3%	4%				

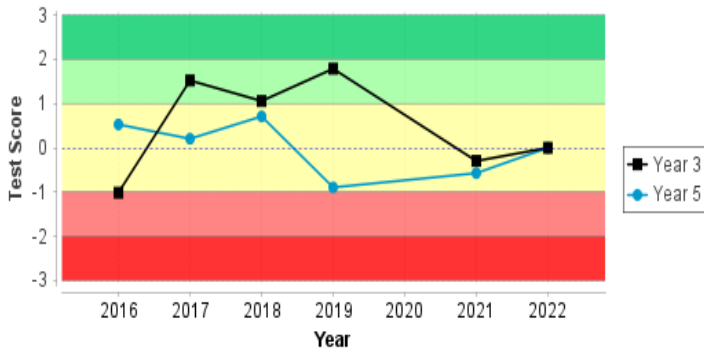
■ Above National Minimum Standard
■ At National Minimum Standard
■ Below National Minimum Standard

Reading has remained steady for both Year 3 and 5 from 2019 and Writing has seen a rise which is a change from a steady decline. Year 5 is slightly above Like School in Reading and well above in Writing. Year 3 has not matched Like Schools, especially in Writing. The English Curriculum Committee have implemented a number of changes which will take time to show in the data. A Synthetics Phonics Program, which also includes Reading, was implemented with PP and Year 1 in 2022 and will be taught in Year 2 in 2023. A consistent approach to Year 3 – 6 Reading will be researched and trialled in 2023. Writing will be taught using explicit methodologies in 2023. In addition, a case management approach has been implemented to improve Year 3 Writing.



Yangebup Primary School Annual Report 2022

Numeracy Performance



Band	NAPLAN Score Range	Numeracy							
		Year 3				Year 5			
		2021	2022	2021	2022	2021	2022	2021	2022
		Sch	Like Sch	Sch	Like Sch	Sch	Like Sch	Sch	Like Sch
10	686 & Above								
9	634 - 685								
8	582 - 633					8%	3%	9%	3%
7	530 - 581					15%	14%	21%	11%
6	478 - 529	15%	7%	11%	6%	19%	26%	18%	29%
5	426 - 477	8%	16%	20%	14%	38%	31%	36%	33%
4	374 - 425	19%	31%	23%	27%	12%	18%	6%	18%
3	322 - 373	27%	27%	26%	31%	8%	8%	9%	6%
2	270 - 321	27%	14%	14%	17%				
1	Up to 269	4%	5%	8%	4%				

■ Above National Minimum Standard
■ At National Minimum Standard
■ Below National Minimum Standard

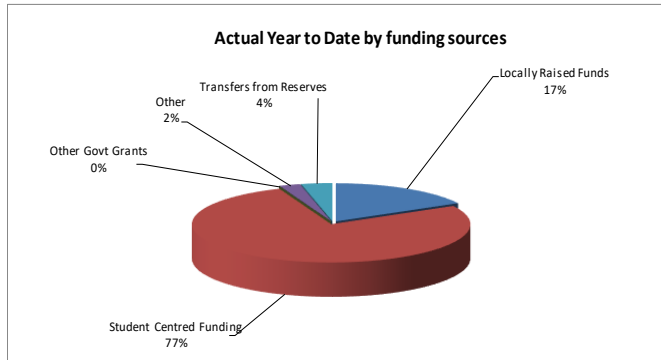
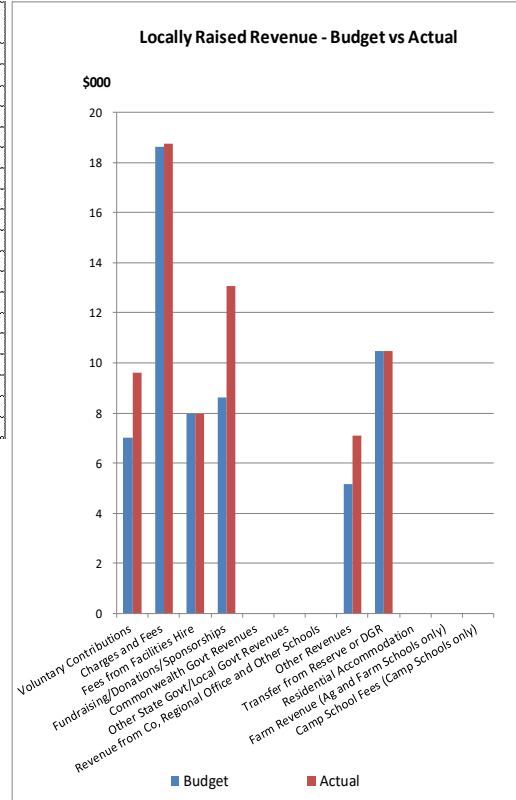
Maths shows an upward movement in both Year 3 and 5 as well as being above Like Schools. Although the school focus has been on English and will continue in 2023, the Maths Committee has focused on research and implementation of a Mental Maths Scope and Sequence and strategies. There has also been Professional Learning for staff around identification and strategies for Dyscalculia. The School implements Daily Reviews, Daily 10, and in 2023 will be required to use explicit teaching methodologies to teach Mathematics in order to strengthen and consolidate our strong Numeracy results.



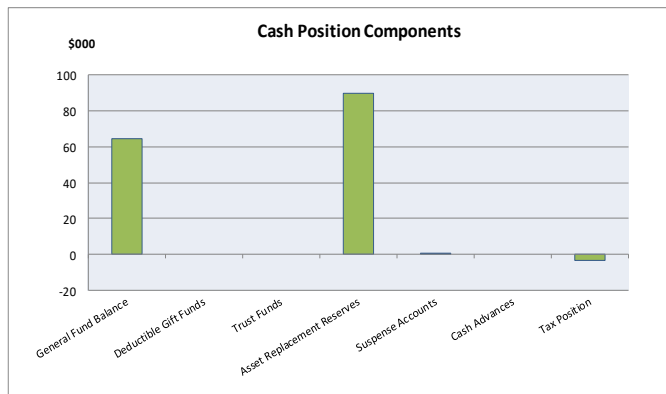
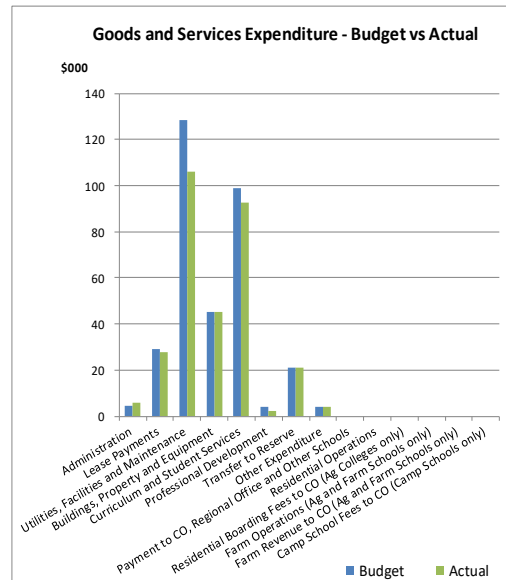
Yangebup Primary School Annual Report 2022

Yangebup Primary School Financial Summary as at 31-December-2022

Revenue - Cash & Salary Allocation	Budget	Actual
1 Voluntary Contributions	\$ 7,032.00	\$ 9,595.05
2 Charges and Fees	\$ 18,628.00	\$ 18,771.10
3 Fees from Facilities Hire	\$ 7,954.00	\$ 7,954.55
4 Fundraising/Donations/Sponsorships	\$ 8,616.00	\$ 13,063.25
5 Commonwealth Govt Revenues	\$ -	\$ -
6 Other State Govt/Local Govt Revenues	\$ -	\$ -
7 Revenue from Co, Regional Office and Other Schools	\$ -	\$ -
8 Other Revenues	\$ 5,146.00	\$ 7,088.71
9 Transfer from Reserve or DGR	\$ 10,494.00	\$ 10,494.00
10 Residential Accommodation	\$ -	\$ -
11 Farm Revenue (Ag and Farm Schools only)	\$ -	\$ -
12 Camp School Fees (Camp Schools only)	\$ -	\$ -
Total Locally Raised Funds	\$ 57,870.00	\$ 66,966.66
Opening Balance	\$ 79,737.00	\$ 79,736.64
Student Centred Funding	\$ 222,284.00	\$ 222,283.99
Total Cash Funds Available	\$ 359,891.00	\$ 368,987.29
Total Salary Allocation	\$ 2,984,328.00	\$ 2,984,328.00
Total Funds Available	\$ 3,344,219.00	\$ 3,353,315.29



Expenditure - Cash and Salary	Budget	Actual
1 Administration	\$ 4,730.00	\$ 5,650.95
2 Lease Payments	\$ 29,240.00	\$ 27,638.17
3 Utilities, Facilities and Maintenance	\$ 128,307.00	\$ 106,110.34
4 Buildings, Property and Equipment	\$ 45,249.00	\$ 45,186.07
5 Curriculum and Student Services	\$ 98,703.00	\$ 92,605.44
6 Professional Development	\$ 4,000.00	\$ 2,259.41
7 Transfer to Reserve	\$ 21,000.00	\$ 21,000.00
8 Other Expenditure	\$ 4,298.00	\$ 4,249.18
9 Payment to CO, Regional Office and Other Schools	\$ -	\$ -
10 Residential Operations	\$ -	\$ -
11 Residential Boarding Fees to CO (Ag Colleges only)	\$ -	\$ -
12 Farm Operations (Ag and Farm Schools only)	\$ -	\$ -
13 Farm Revenue to CO (Ag and Farm Schools only)	\$ -	\$ -
14 Camp School Fees to CO (Camp Schools only)	\$ -	\$ -
Total Goods and Services Expenditure	\$ 335,527.00	\$ 304,699.56
Total Forecast Salary Expenditure	\$ 2,862,908.00	\$ 2,862,908.00
Total Expenditure	\$ 3,198,435.00	\$ 3,167,607.56
Cash Budget Variance	\$ 24,364.00	



Cash Position Components	
Bank Balance	\$ 150,958.60
Made up of:	
1 General Fund Balance	\$ 64,287.73
2 Deductible Gift Funds	\$ -
3 Trust Funds	\$ -
4 Asset Replacement Reserves	\$ 89,722.51
5 Suspense Accounts	\$ 469.36
6 Cash Advances	\$ -
7 Tax Position	\$ (3,521.00)
Total Bank Balance	\$ 150,958.60